

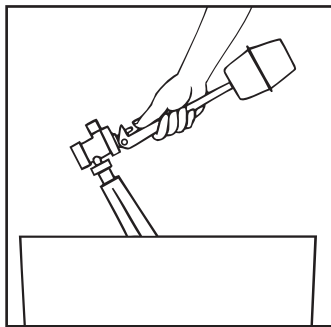
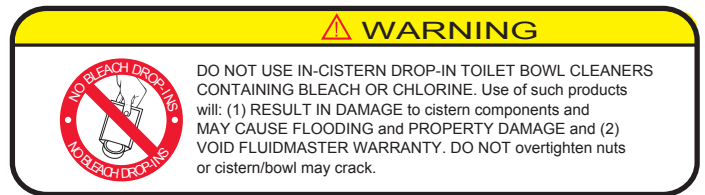
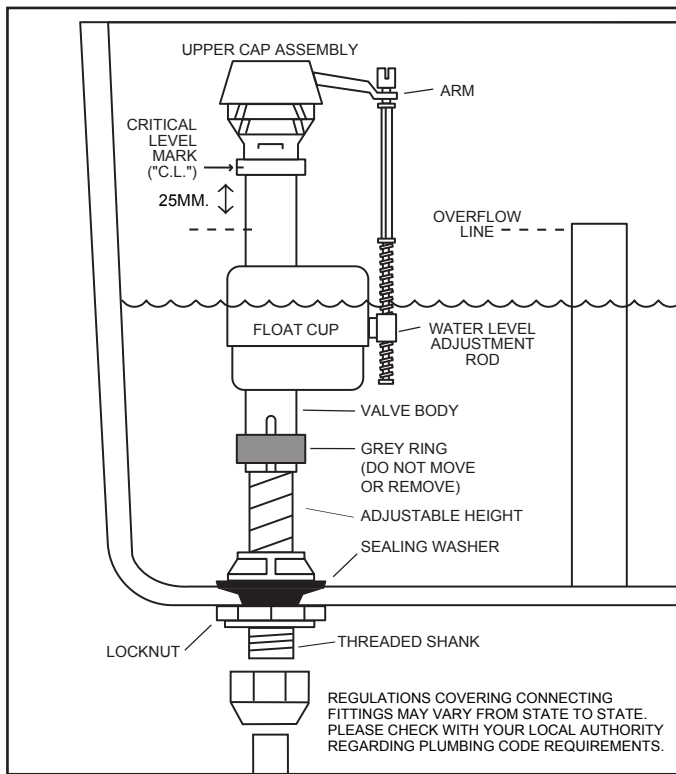
FLUIDMASTER 400UK BOTTOM ENTRY TOILET CISTERN VALVE INSTALLATION INSTRUCTIONS

IMPORTANT: DO NOT use plumber's putty to seal this fitting.

PLUMBER: Please leave these instructions with your customer.

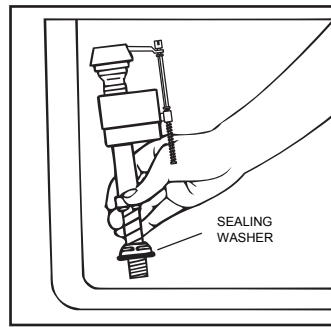
CUSTOMER: Instructions should be saved for future reference concerning this valve's operation and maintenance.

CAUTION: Operating pressure 100-1000 KPA. Where water pressures exceed 1000 KPA, a pressure reducing valve shall be fitted.



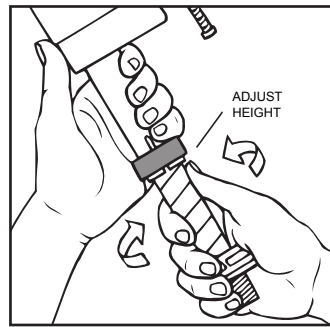
1. Turn off water supply to toilet cistern. Flush cistern and drain water.

Disconnect pipe work and remove old valve from toilet cistern.



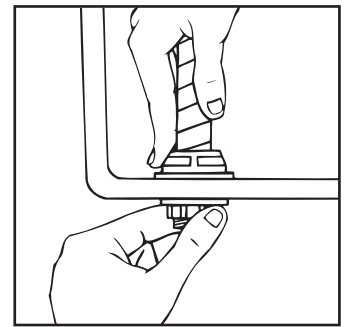
2. Place sealing washer on threaded shank and position valve in cistern, passing threaded shank through hole in cistern.

Before installing, adjust valve height. See Step 3.



3. To adjust valve height, remove it from cistern. Twist threaded shank in or out of valve body without moving grey ring (height adjusts from 225mm. to 350mm. – the clicking noise heard is normal).

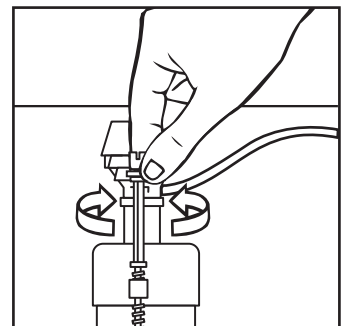
NOTE: Adjust height so that the critical level mark (marked "C.L.") on the valve body is at least 25mm. ABOVE the overflow outlet in the cistern.



4. Position valve inside cistern and push down on the valve shank. Thread the locknut. Hand tighten only DO NOT OVERTIGHTEN or cistern may crack.

Reconnect water supply to valve. Hand tighten nut. DO NOT OVERTIGHTEN or cistern may crack.

Make sure float moves up and down freely.



5. Turn on water supply. Submerge the FLOAT CUP under the water for 30 seconds. Adjust the water to desired level by turning WATER LEVEL ADJUSTMENT ROD and moving FLOAT CUP up or down. Water level should be set approximately 25mm. below overflow outlet or to water line on cistern.

South Africa Representative:



A Division of the Zimco Group (Pty) Ltd.
Reg. No:1947/025245/07

14 Dienst Street, Alrode Ext 2, Alberton
PO Box 145092, Bracken Gardens, 1452
Republic of South Africa

Head Office:

Tel: 011-617-5000
Fax: 011-864-2677

Branches:

Cape Town: 021-552-4460
Durban: 031-705-2533
Port Elizabeth: 041-486-3678

Website: www.duttonplastics.co.za